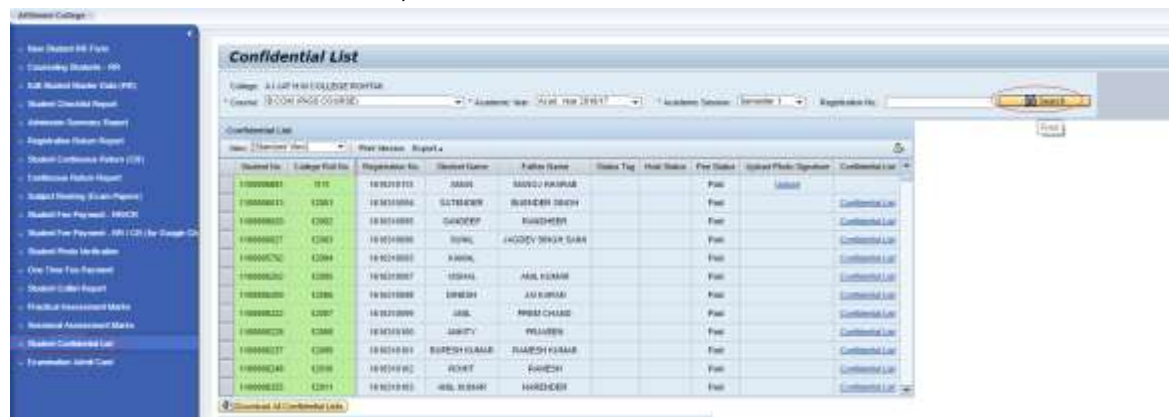


1. Open the e-rishi portal using your User ID and password

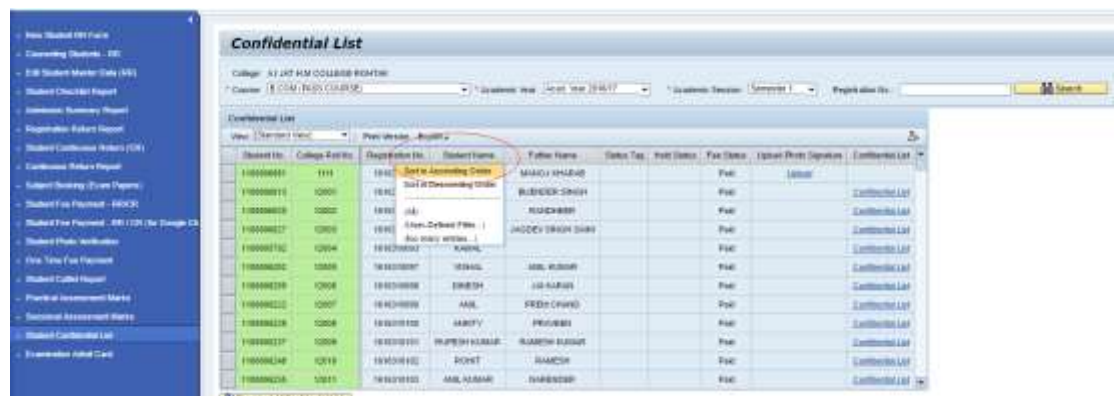


2. How to download the Confidential List

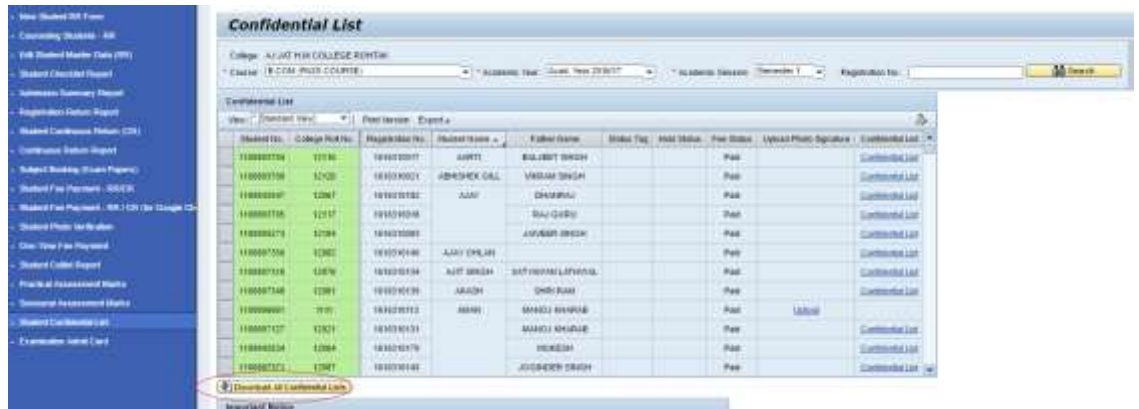
- i) Click on Student Confidential List, then on Search Button



- ii) Then Click on Student Name, and then Sort in Ascending Order



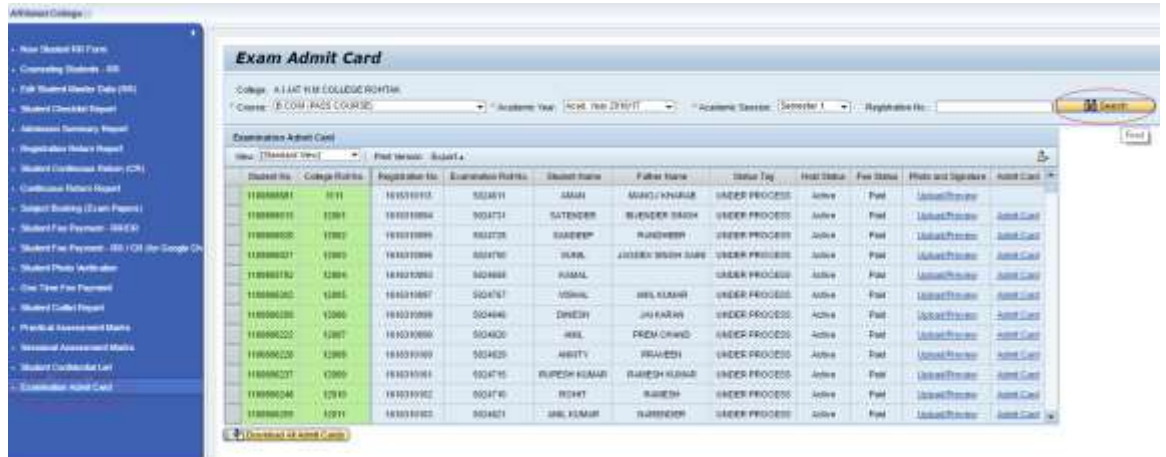
- iii) Then Click on Download all



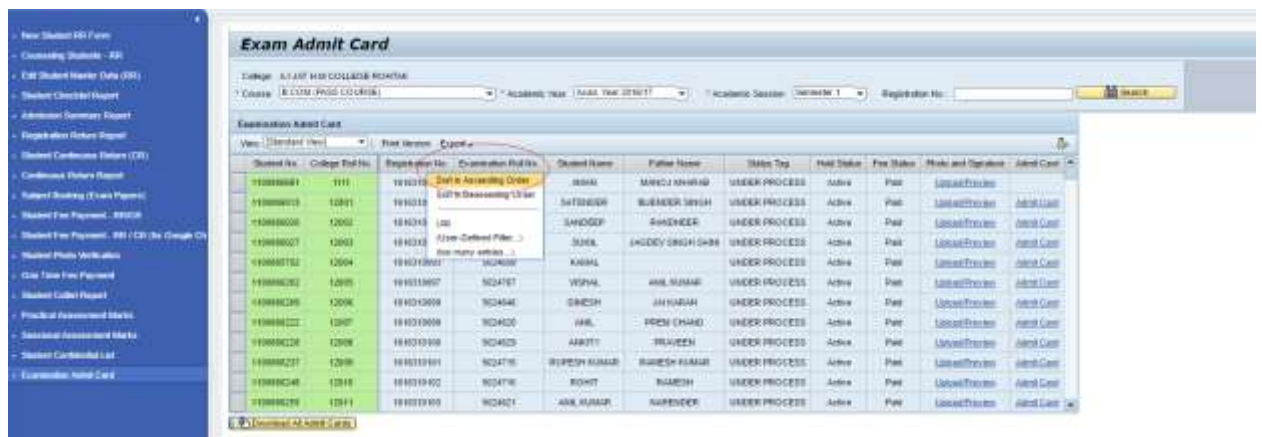
Confidential List will be downloaded in Sorting Order

3. How to download the Admit Card

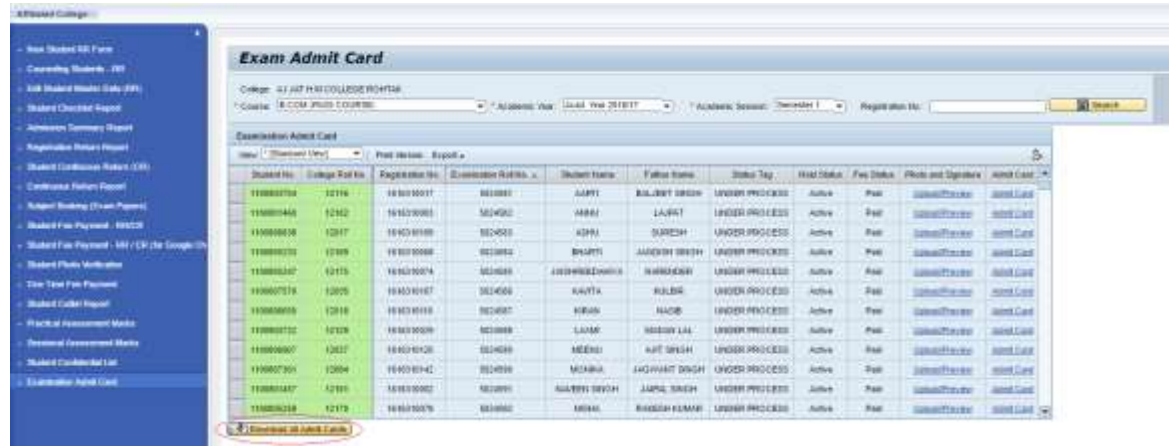
i) Click on Student Admit Card , then on Search Button



ii) Then Click on Examination Roll No, and then Sort in Ascending Order



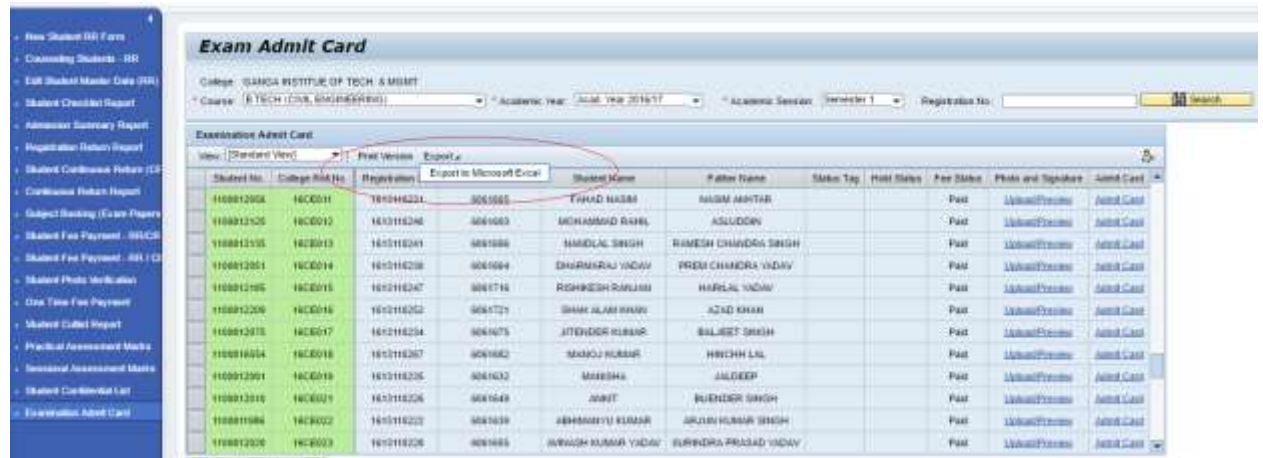
iii) Then Click on Download all



Admit Card will be downloaded in ascending order

4. How to download the Cut list

Click on Print Version or Export in excel



How to UPLOAD Photo Signature

1. Click on confidential or admit card or the candidate for which photo signature is missing.

Confidential List

College: GOVT COLLEGE FOR WOMEN BHTM
 Course: B.COM ENG COURSE Academic Year: Acad. Year 2016/17 Academic Session: Semester 1 Registration No.:

Student No.	College Roll No.	Registration No.	Student Name	Father Name	Status Tag	Roll Status	Fee Status	Upload Photo	Signature	Confidential List
100740201	07110009		JYOTI	RAJESH				<input type="button" value="Upload"/>		
100740210	07110008		JASHEET KUMAR	RAJESH SINGH				<input type="button" value="Upload"/>		
100740221	07110009		ANJALI KISHOR	SHYAM SINGH				<input type="button" value="Upload"/>		
100740207	07110010		SALU DEVI	SURENDER SINGH				<input type="button" value="Upload"/>		
100740400	07110114		POOJA	HAR NARAYAN						
100740303	07110157		IBRAHIM	SALIM KHAN						
100740307	07110165		DIWANA SHARMA	MANJIV SHARMA						
100740364	07110186		JYOTI	BHUPESH						
100740302	07110177		VEENA	VINOD BHUSHAN						
100740120	07110169		MURWAN DARGI	MANOI KUMAR DARGI						
100740107	07110181		JACRATI	RAJINDER KUMAR				<input type="button" value="Upload"/>		
100740222	07110227		TANVIA	SALVEEY KUMAR				<input type="button" value="Upload"/>		

[Download All Confidential List](#)

Important Notice

2. Following screen will appear –

Confidential List

Back Save

Photo and Signature

* Upload Photo: No file chosen

* Upload Sign: No file chosen

Thumb Impression: No file chosen

Instructions

1. PHOTO AND SIGNATURE ARE MANDATORY, THUMB IMPRESSION IS OPTIONAL.
2. Press save button to save the data.
3. File should be in .JPG format only
4. Size of photo image should be upto 50 KB.
5. Size of Signature should be upto 30 KB.
6. Size of Thumb Impression should be upto 50 KB.

Fill Entries and Refresh, photo signature will be uploaded